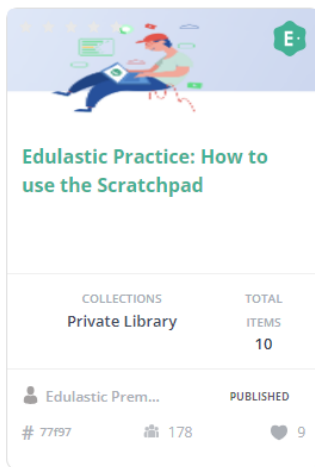




Sharing Assignments to Google Classroom

- Even though you cannot sync your Google Classroom classes to your Edulastic account, you can still share a link to your assessments in Google Classroom.
- After you assign an assessment to your students within Edulastic, you will have a link you can share.



Success!

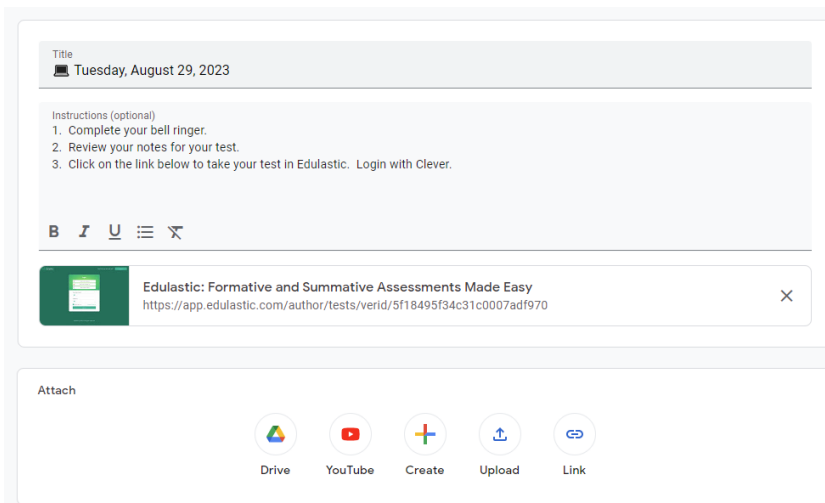
Edulastic Practice: How to use the Scratchpad has been assigned in In-Progress status.

Your students can begin work on this assessment right away.

You can monitor student progress and responses using the Live Class Board [Click here](#) to navigate to the Live Class Board



- Copy this link and paste it in your assignment in Google Classroom.




- When students click on this link, it will take them to Edulastic. They will login with their Clever login.

Tuesday, August 29, 2023 Posted 9:41 AM

No due date


1. Complete your bell ringer.
2. Review your notes for your test.
3. Click on the link below to take your test in Edulastic. Login with Clever.


0 Turned in | 0 Assigned


 **Edulastic: Formative and ...**
<https://app.edulastic.com/auth>

[View instructions](#)

Login

 SIGN IN WITH GOOGLE

 SIGN IN WITH OFFICE 365

 SIGN IN WITH CLEVER

Username / Email

Password

Remember me [Forgot Password?](#)